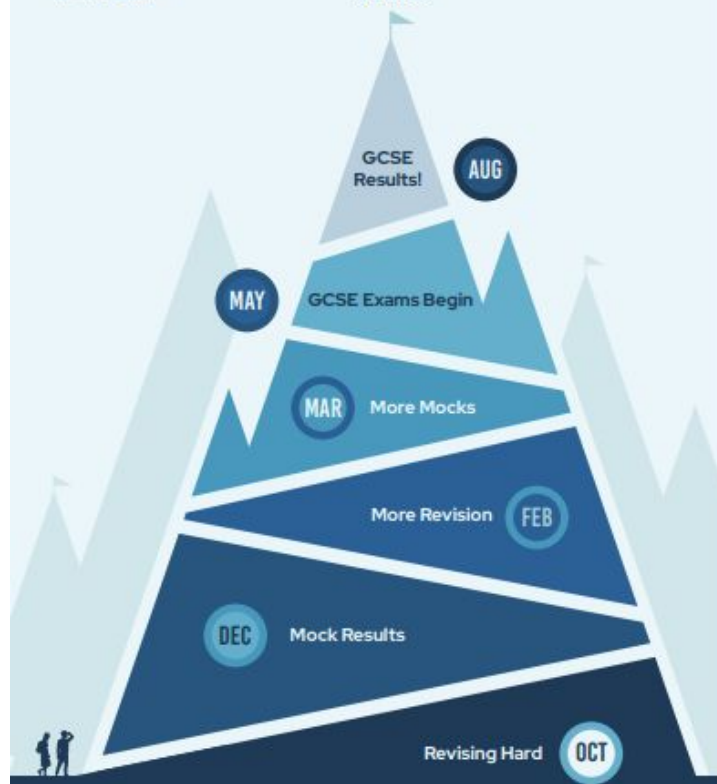


# Year 11

# Mock Preparation

Be Ready, Work Hard, Be Nice



# YEAR 11 - TARGETS

A JOURNEY OF A THOUSAND MILES BEGINS WITH A SINGLE STEP

# General Revision Tips

## And a few extras....


1. Make a revision timetable and **stick** to it!
2. Find a quiet space to work with no distractions.
3. Find a method of learning and retaining information that works best for you! . It could be reading and making notes, using flash cards or Post-it notes, looking at video clips, playing back recordings of your own voice, mind mapping or perhaps a mixture of these.
4. Check the exam board website, here you will find practice papers and mark schemes.

5. Exercise, fresh air, healthy food and lots of sleep are crucial.
6. Most important of all, keep everything in perspective.
7. If you have any concerns about how to revise, create a revision timetable or exam anxiety then speak to one of us!

# My Weekly Study Timetable:

Timings	Monday	Tuesday	Wednesday	Thursday	Friday
<b>Breakfast</b> 8.00am – 8.30am	Sikhism paper 1 (Quizlet packet)	Maths (Oakwood academy)	History (Norman conquest)	Christianity paper 2 (Quizlet packet)	Btec sport (flashcards)
<b>Lunchtime</b> 1.15pm – 1.50pm	Maths (Oakwood academy)	Christianity paper 1 (Quizlet packet)	maths (Oakwood academy)	Maths (Oakwood academy)	Sikhism paper 2 (Quizlet packet)
<b>After School interventions</b> 2.50pm – 3.50pm	English	Maths	RE	Science	
<b>Evening Study</b> 5.00pm – 5.45pm	Chemistry paper 1 (flashcards)	History (Norman conquest)	Biology paper 1 (flashcards)	Spanish (Quizlet packet)	Sikhism essay
<b>Evening Study</b> 6.00pm – 6.45pm	Chemistry paper 1 (essay)	Football	Biology paper 1 (essay)	Football	Poetry (unseen poetry)
<b>Evening study</b> 7.00pm – 7.45pm	Poetry (essay question)	football	Romeo and Juliet (flashcards)	football	Maths (Hegarty)
<b>Evening Study</b> 8.00-8.45pm	Sikhism	Physics paper 1 (Flashcards)	Romeo and Juliet (essay)	Spanish (essay)	History (medicine in Britain flashcards)
<b>Evening Study (extra)</b> 8.55-9.25pm	Maths (hegarty)	Physics paper 1 (essay)	Maths (hegarty)	Btec sport (unit 1 revision guide)	History (medicine in Britain questions)

# My Weekly Study Timetable:

Timings	Saturday	Sunday
Morning	Football Training & Matches 	
Lunchtime		
Afternoon 5:00pm-6:00pm		
Evening Study 6.00pm – 7.00pm	Spanish (exam paper)	History (exam paper)
Evening Study 7.15pm – 8.00pm	Chemistry (equations)	Chemistry (equations)
Evening Study 8:15-9:15pm	Maths (Sparks)	English (creative writing)
Evening Study (extra) 9:00-10:00pm		

# Key Dates

Next week - Year 11 mock exam preparation assemblies

Year 11 Parents evening 19th October 2023

Year 11 October half term revision sessions (Various dates)

EA6 Open Evening - 9th November 2023

Year 11 Mock exam weeks 13th-24th November 2023

Mock exam results afternoon - 14th December 2023

Year 11 Parents evening 2nd February 2024

Year 11 GCSE exams start 9th May 2024



English

# English Mock Exams - November 2023

- English Language paper 1
  - This exam is **1 hour 45 minutes**.
  - You will need to read one extract of fiction.
  - You will answer 4 questions on this extract then complete your own piece of creative writing.
  
- English Literature paper 1
  - We are splitting the exam into **two** parts.
  - November - Jekyll and Hyde, 50 minutes
  - December - Macbeth, 50 minutes

Top tip:

Make sure you revise **how** to answer each question and practice **timings**.






Top tip:













Make sure you know the texts well. This includes revising key **quotations** for the main **characters** and **themes**.

# English

How to revise for English:

- **Google Classrooms** - Join the revision google classrooms set up by the English department to find revision materials for each literature text; **Jekyll and Hyde, Macbeth, An Inspector Calls** and **Power and Conflict** poetry.

1. The Plot	⋮
 1. Plot	Posted 19 Apr ⋮
2. Context	⋮
 2. Context	Posted 19 Apr ⋮
3. Themes	⋮
 3. Themes	Posted 19 Apr ⋮
3. Characters	⋮

	Revise All the Themes of Jek... YouTube video • 46 minutes		MindMup <a href="https://www.mindmup.com/">https://www.mindmup.com/</a>
	Dual Identity: The Main The... YouTube video • 5 minutes		Violence.pdf PDF
	The Gothic & Supernatural.p... PDF		Silence.pdf PDF
	Secrecy & Reputation.pdf PDF		Science.pdf PDF
	Repressio.pdf PDF		Religion.pdf PDF
	Friendship.pdf PDF		Duality.pdf PDF

# English

How to revise for English:

- **Past papers** - Complete past papers to practice timings during the exam. We are with the exam board AQA for language and literature. Papers can be found on their website or on the google classrooms.
- **Flashcards** - You need to remember a lot of information so flashcards can be a useful revision tool! For literature revise key quotations for each text. For language revise key language and structural features.

Science


# BITESIZE

Home Learn Support Careers

GCSE AQA Trilogy

## Combined Science

Part of Combined Science



TASSOMAI

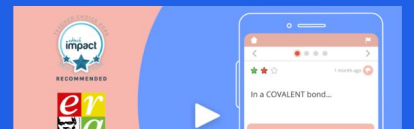
HOME HOW IT WORKS PRIVATE SUBSCRIBERS SCHOOLS IMPACT BLOG SIGN IN

## Welcome to Tassomai

The scientific way to learn

Tassomai is an award-winning adaptive learning program helping students at all levels to achieve outstanding results. Using Tassomai builds subject knowledge, boosts confidence and reduces exam stress.

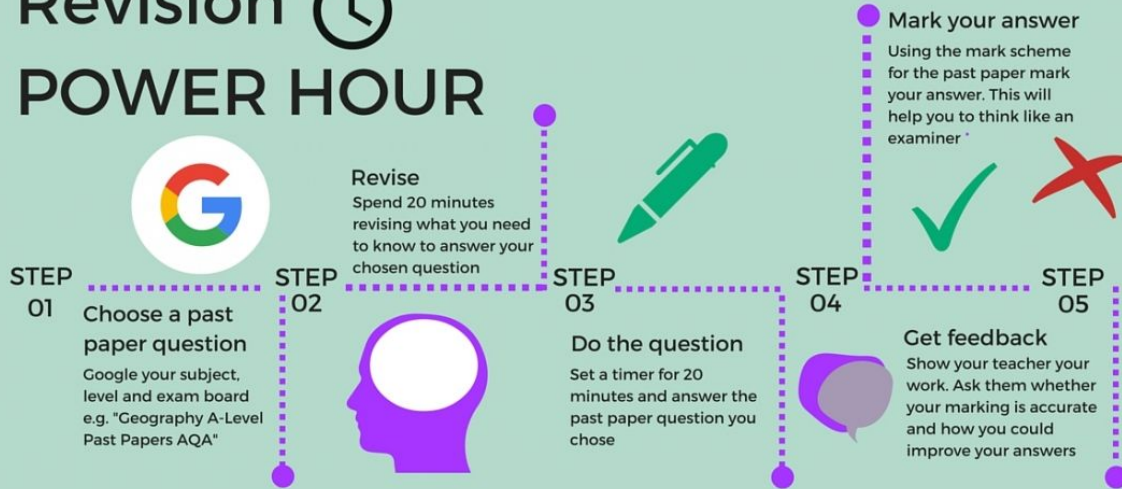
- ✓ Trusted by teachers in 500+ schools
- ✓ Proven impact on GCSE grades (and guaranteed results)
- ✓ Over 1 billion quiz questions answered



 save my exams

# Revision

## POWER HOUR



The screenshot shows the AQA website interface. At the top left is the AQA logo with the tagline 'Questions matter'. To the right are navigation links for 'Contact us', 'About us', 'Join us', and 'Log in', followed by a search bar. A dark purple navigation bar contains links for 'Subjects', 'Qualifications', 'Professional development', and 'Exams admin'. Below this, the page title is '# / Find past papers and mark schemes'. The main heading is 'Find past papers and mark schemes', with a sub-heading 'Find past papers and mark schemes to help you prepare for exams.' and the instruction 'Select a subject to start your search.' There are three dropdown menus labeled 'Subject', 'Qualification', and 'Specification', each with 'Please select' as the current value. On the right side, there is a grey box for 'examprom' with the text: 'Search past paper question banks and easily create custom material for teaching, homework and assessment.'

# Past papers and markschemes

[Past papers and markscheme](#)



\*(b) Blood from the body enters the heart through the vena cava.


Describe how this blood flows through the heart and lungs to leave the heart through the aorta.

Include references to the chambers of the heart and the relevant valves in your answer.

(6)

## Cornell Note Method

Cue Column	Notes Column
<b>1</b>	<b>2</b>
<ul style="list-style-type: none"><li>• Main Ideas</li><li>• Questions that connect points or help you self-test</li><li>• Study prompts</li><li>• Hints</li></ul>	<ul style="list-style-type: none"><li>• Main lecture notes here</li><li>• Use your own words</li><li>• Bullet points</li><li>• Facts</li><li>• Answers to your questions</li><li>• Shorthand symbols</li><li>• Concise sentences</li><li>• Diagrams or charts</li><li>• Mind maps</li><li>• Space between points</li><li>• Cover this area when you self-quiz</li></ul>
<b>Summary Column</b>	
<b>3</b>	
<ul style="list-style-type: none"><li>• Complete after class or end of chapter</li><li>• Key ideas</li></ul>	



## Keywords/ cues

- Ventricles
- Artium
- Oxygenated
- Deoxygenated
- Blood vessels - arteries, veins and capillaries,
- Lungs
- Valves

## Note method

Left oxygenated- blood from lungs through pulmonary vein - left ventricles, right ventricles, through aorta to whole body

Right - deoxygenated blood from body through vena cava, right atrium, right ventricle through pulmonary artery to lungs

Role of veins, artery and capillaries. The role of valves

## Summary

6 mark question

Question number	Indicative content	Mark
*5(b)	<p>Answers will be credited according to candidate's deployment of knowledge and understanding of the material in relation to the qualities and skills outlined in the generic mark scheme. The indicative content below is not prescriptive, and candidates are not required to include all the material that is indicated as relevant. Additional content included in the response must be scientific and relevant.</p> <p style="text-align: center;"><b>AO1 (6 marks)</b></p> <ul style="list-style-type: none"> <li>• Blood flows from vena cava into the right atrium</li> <li>• Into the right ventricle</li> <li>• Through valve</li> <li>• And is pumped into the pulmonary artery</li> <li>• Through valve to the lungs</li>   <li>• From the lungs back to the heart through the pulmonary vein</li> <li>• Into the left atrium</li> <li>• Into the left ventricle</li> <li>• Through valve</li> <li>• And is pumped into the aorta</li> <li>• Through valve</li> <li>• valves prevent backflow</li> </ul>	<p><b>(6)</b></p> <p>AO1 1</p>

# Your turn!

---

**Q1.**

It is important to keep our feet healthy.

- (a) The photograph below shows a doctor testing a reflex action of a patient.



When the doctor touches the patient's foot with a blunt rod, the patient's toes curl.

Describe the pathway of this reflex action.

---

---

**Keywords/ cues**



**Note method**



**Summary**

6 mark question

## Mark schemes

### Q1.

- (a) receptor (in skin) detects touch / pressure / stimulus 1
- impulse travels from receptor (to CNS) along sensory neurone 1
- chemicals released across synapse 1
- impulse travels along relay neurone(s) in CNS 1
- impulse travels (from CNS to muscle) along motor neurone 1
- to the effector which creates a response (of the toes curling)  
**or**  
to the muscle(s) in toes which contract 1
- allow electrical signal / message for impulse*  
*allow spinal cord for CNS*

# Science department microsite

[Website](#)

**EA MATHS**

**$\pi$**



# Exam breakdown

Tier	Topic area	Weighting
Foundation	Number	22 - 28%
	Algebra	17 - 23%
	Ratio, Proportion and Rates of change	22 - 28%
	Geometry and Measures	12 - 18%
	Statistics & Probability	12 - 18%
Higher	Number	12 - 18%
	Algebra	27 - 33%
	Ratio, Proportion and Rates of change	17 - 23%
	Geometry and Measures	17 - 23%
	Statistics & Probability	12 - 18%

Revision  
check  
lists

EA MATHS

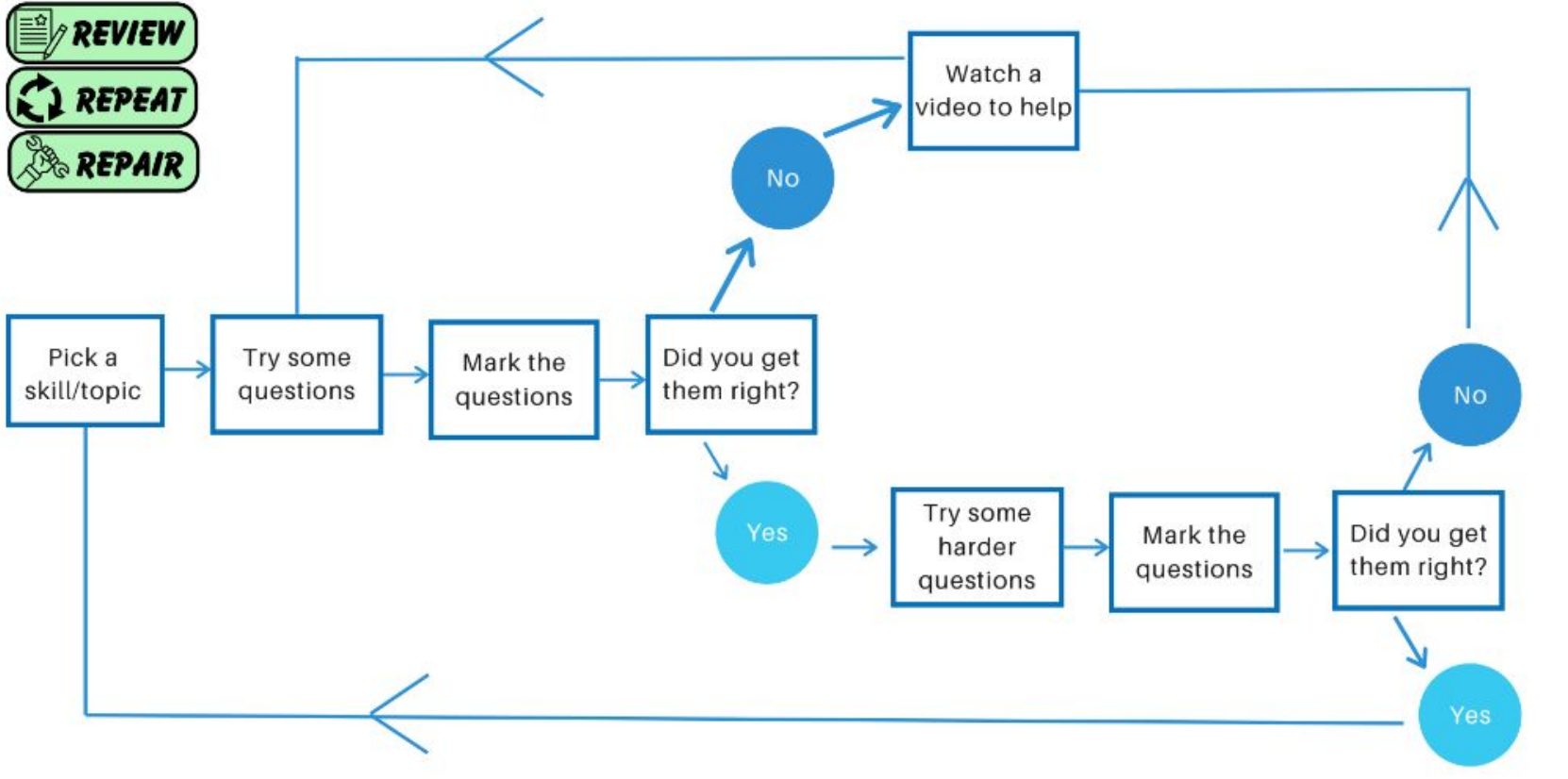


# Maths microsite

# Individual QLAs

Questions	Topic	Score	Sparx Code	Other useful videos	Purposeful practice	Answers
1	Rounding integers	1 / 1	U480	<a href="#">Video</a>	<a href="#">Questions</a>	<a href="#">Answers</a>
2	Adding and subtracting fractions	0 / 1	U736	Done in Paper 1		
3	Finding the mode	0 / 1	U260	<a href="#">Video</a>	<a href="#">Questions</a>	<a href="#">Answers</a>
4	Finding the lowest common multiple (LCM)	1 / 1	U751	<a href="#">Video</a>	<a href="#">Questions</a>	<a href="#">Answers</a>
5	Converting between fractions, decimals and percentages	1 / 1	U888	Done in Paper 1		
6	Understanding and ordering integers	1 / 1	U600	Done in Paper 1		
7a	Line and shape properties	1 / 1	U121	<a href="#">Video</a>	<a href="#">Questions</a>	<a href="#">Answers</a>
7b	Line and shape properties	1 / 1	U121	<a href="#">Video</a>	<a href="#">Questions</a>	<a href="#">Answers</a>
7c	Line and shape properties	0 / 1	U121	<a href="#">Video</a>	Same as above	
8a	Reading and plotting coordinates	0 / 1	U789	<a href="#">Video</a>	<a href="#">Questions</a>	<a href="#">Answers</a>
8b	Reading and plotting coordinates	0 / 1	U789	Same as above		
8c	Reading and plotting coordinates, Using a pair of compasses	0 / 2	U789, U678	Same as above		

# How to revise maths



# Show what you know!

On each paper 35/80 marks were awarded for process

Exam					Grade								
Board	Month	Year	Tier	Total	9	8	7	6	5	4	3	2	1
Edexcel	June	2023	F	240					182	147	109	71	33
<b>Averages</b>									<b>182</b>	<b>147</b>	<b>109</b>	<b>71</b>	<b>33</b>

On paper 1H 47/80 marks were awarded for process

Exam					Grade								
Board	Month	Year	Tier	Total	9	8	7	6	5	4	3	2	1
Edexcel	June	2023	H	240	203	174	145	112	79	47	31		
<b>Averages</b>					<b>203</b>	<b>174</b>	<b>145</b>	<b>112</b>	<b>79</b>	<b>47</b>	<b>31</b>		

3D Design/Art/Textiles/Food

# Art; 3D Design; and Textiles Mock Exam - Last Week of Module 2

You will not be having your Art & Design Mock Exam at the same time as your other subjects. This is because you will be completing a 10-hour practical exam over 2 days. Students entitled to extra time will have this added on at the end of each exam day.

Here is what you will need to:

1. Arrive early with all equipment to complete the final piece.
2. Ensure all preparatory portfolio work [completed sketchbook including all samples / responses / experimentation] has been completed.
3. Talk to the Teacher if unsure about anything.
4. Always have a good breakfast which will sustain your concentration.

# GCSE FOOD PREPARATION AND NUTRITION MOCK EXAM

Mock Exam Paper: 1 hour 45 minutes; 100 marks (20 multiple choice)

## Top Tips

- Answer **all** questions. It is better to try, even if you only get 1 or 2 marks. Use time leftover at the end to go back over any questions you were not sure of. You should use **all** of the time given to you.
- Read the instructions carefully about how to write your answers on the multiple choice section (shading in the circle).
- The marks for each question are shown in brackets. This will indicate how many points you need to write. For longer answer questions read back through your work counting how many points you have made.
- It's good practice to highlight and annotate longer answer questions before you start them, focussing on command words and keywords.
- You can use tables and bullet points in your answers, but these must still be clear and detailed sentences, not one word answers.



# Computer Science

**Mock Exam Paper:** 1 (2 Hours) - Computational thinking and programming skills (Pseudocode & VB.Net) - 90 marks

**Mock Exam Paper 2:** (1hr 45m) - Computing Concepts - 90 marks

Top Tips Paper 1:

When answering VB.Net questions - use the other questions in the paper to remind you of how to structure an answer, examples in the papers will show you:

- How to use assignment (declare and use variables)
- How to use selection (IF Statements)
- How to use iteration (Loops - FOR / WHILE / DO UNTIL)

Top Tips - Both papers

- Answer **all** questions. It is better to try, even if you only get 1 or 2 marks. Use time leftover at the end to go back over any questions you were not sure of. You should use **all** of the time given to you.
- Read the instructions carefully about how to write your answers on the multiple choice section (shading in the circle).
- The marks for each question are shown in brackets. This will indicate how many points you need to write. For longer answer questions read back through your work counting how many points you have made.
- It's good practice to highlight and annotate longer answer questions before you start them, focussing on command words and keywords.

## Tassomai - Daily tasks 5/7 minimum each week

The screenshot shows the Tassomai website homepage. At the top left is the Tassomai logo. To the right are navigation links: HOME, HOW IT WORKS, PRIVATE SUBSCRIBERS, SCHOOLS, IMPACT, BLOG, and a SIGN IN button. The main heading reads "Welcome to Tassomai" followed by "The scientific way to learn". Below this is a paragraph: "Tassomai is an award-winning adaptive learning program helping students at all levels to achieve outstanding results. Using Tassomai builds subject knowledge, boosts confidence and reduces exam stress." There are three bullet points: "Trusted by teachers in 500+ schools", "Proven impact on GCSE grades (and guaranteed results)", and "Over 1 billion quiz questions answered". On the right side, there is a graphic showing a smartphone displaying a quiz question: "In a COVALENT bond... atoms GAIN electrons", "atoms LOSE electrons", and "atoms SHARE electrons". Above the phone are logos for "impact 2021 WINNER", "era 2021 WINNER", and "bett AWARDS 2021 FINALIST".


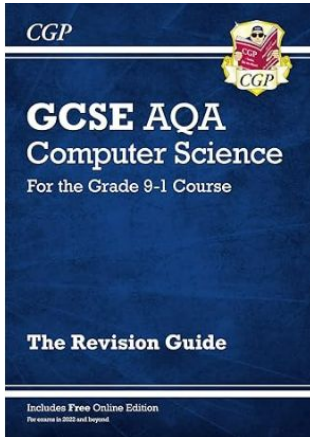
## Google Classroom

- Craig N Dave Powerpoints
- YouTube videos
- Knowledge Organisers
- Links to revision guides

The screenshot shows a Google Classroom page with a list of assignments. The first section is titled "1. Algorithms" and contains three items: "19-9-23: Algorithm Question" (due 22 Sept, 09:00), "Trace Table Practice" (posted 4 Sept), and another "Trace Table Practice" (posted 4 Sept). The second section is titled "2. Programming" and contains one item: "Algorithm Booklet" (posted 4 Sept). Each item has a document icon and a date/posted date.

## Folder:

Algorithm practice questions  
Complete in pseudocode / vb/net  
Use replit



Hums

# Citizenship

## Your Mock Exams are:

### Monday 13th November -

#### Multiple Choice Paper

- 50 minutes
- All topics

### Friday 17th November

#### Written Paper (sources)

- 1 hour 30
- All topics

## Topic list:

- Rights and responsibilities
- The law
- The legal system
- Democracy, elections and voting
- National, local, regional and devolved governments in the UK
- British Constitution
- The Economy, money and finance
- The role of the media and free press
- Politics beyond the UK

## Revision resources/materials:

- OCR Citizenship Course [Video](#)
- Knowledge organisers (on GC)
- Lesson materials/content (on GC)

## Key tips:

### Multiple choice paper -

- **Read** each question and potential answers carefully.
  - There will be similar answers in the options to choose from.
- **Narrow** it down.
  - Think about which answer it definitely can't be and work out your choices this way.
- Write clearly.

### Written paper -

- You must use the **sources** within your answer.
  - Reference the source asked.
  - Select relevant information from the source.
- Pay attention to whether the question is asking you to '**evaluate**', '**support**', or go '**against**' the statement.
- Use the **bullet points** to form your answer for the 8/12 markers.
- Remember the key terms for each topic as they will be used within the question.

# Religious Studies

**Topic Lists** for both papers can be found [here](#).

## Revision Tip 1:

RAG Rate the key topics using the Google Sheets linked [here](#).

Identify the topics you are least confident on

Focus on these as your first revision.

**Your Mock Exams are:**

**Monday 13th October**

## Paper 1

- Sikh Beliefs and Practices

## Paper 2

- Theme C: God & Revelations

## Revision materials:

Make use of these when revising

[Previous Exam Questions](#)

[Key Sikhism and Christianity Beliefs and Teachings](#)

[Sikhism Quotes](#)

## Revise Exam SKILLS, not just knowledge

Your marks don't just come from what you know, but how you answer the questions  
Make sure you are practicing the different skills from the exam questions

### KEY Skills:

#### 4 marker (point + explanation x2)

Head (think); Heart (believe); Hand (do)

- *For example....*
- *They believe that...*
- *This influences them to...*
- *They believe that...*
- *This influences them to...*

#### 5 marker (point + explanation x2 + religious evidence)

Make sure to state the source of authority

- *Jesus said...*
- *Guru Nanak said...*
- *In the Bible it states...*
- *In the Guru Granth Sahib it states....*

#### 12 marker - Judgement Question]

*I agree/disagree with this statement because...*

*This is a (weak or strong) argument because...*

*This means that...*

*Having considered both points of view I believe ...*

# Geography

## Topic List:

1. The changing Economic World
2. Urban issues and Challenges
3. The Challenge of Natural Hazards
4. Resource Pressures
5. UK Physical

**Revision Tip 1:** Complete revision clocks with topic titles - Black pen = what do you remember? Green pen = Use books to fill in any missing knowledge!

**Revision Tip 2:** RAG Rate the key topics to identify the topics you are least confident on

## Revision Material:

- Google Classroom
- Tassomai
- Previous revision clocks
- Revision guide (Link)
- Do Now practice booklets

## Revise Exam SKILLS, not just knowledge

Your marks don't just come from what you know, but how you answer the questions.

**BUG your questions!**

### **Identify/ Outline/ State/ Define (1-2)**

Read question carefully. Be concise.

### **Complete/ Draw/ Calculate (2-3)**

Read question carefully. Use a pencil and a ruler for all graph questions. Complete workings and check them before writing an answer!

### **Explain/Suggest/ Describe (4)**

Point + Develop x2

Point- One...

Develop- This means that/ This is because...

### **Evaluate/ Assess/ Justify (9)**

Point + Develop + Evaluate x3

Point- One...

Develop- This means that/ This is because...

Evaluate - This is very/mostly/partly significant... I think this because...

***Do not skip any questions! Check question numbers carefully.***

## Your Mock Exams are:

### Paper 1 - Physical

1 Hour:

Wednesday 15th

### Paper 2 - Human

1 Hour 30:

Thursday 23rd

# History

## Your Mock Exams are:

1. **Monday 13th**  
Medicine and Western Front
2. **Thursday 16th**  
Anglo Saxon and Norman England
3. **Thursday 23rd**  
Weimar and Nazi Germany

You **will not** be assessed on the Cold War in these exams

## Topic Lists:

1. [Medicine and Western Front](#)
2. [Anglo Saxon and Norman England](#)
3. [Weimar and Nazi Germany](#)

Revision Tip 1: RAG Rate the key topics on these 3 key documents to identify the topics you are least confident on

Focus on these as your first revision.

You should be able to give 2 or 3 points for everything in the Topic Lists, can you?

## Revision Material

Topic Booklets: Subject knowledge, exam questions, revision tips, key terms, question advice, and much more!

1. [Medicine Topic](#)
2. [Britain on the Western Front](#)
3. [Anglo Saxon and Norman England](#)
4. [Weimar and Nazi Germany](#)

[Past Papers \(All Papers\)](#) → Practicing Questions is excellent revision!

## Revise Exam SKILLS, not just knowledge

Your marks don't just come from what you know, but how you answer the questions

Make sure you are practicing the different skills from the exam questions

### Medicine:

1. Describe 2 Features of ... [4]
2. How Useful are sources A and B for a study into ... [8]
3. Follow up Enquiry [4]
4. Explain why similar/different in 2 time periods [4]
5. Explain why ... [12]
6. Judgement - How far do you agree with the statement? [16]

### Anglo Saxon and Norman England:

1. Describe 2 Features of ... [4]
2. Explain why ... [12]
3. Judgement - How far do you agree with the statement? [16]

### Weimar and Nazi Germany:

1. What can you infer from the source? [4]
2. Explain why ... [12]
3. How Useful are sources A and B for a study into ... [8]
4. How are the Interpretations different? [4]
5. Why are the Interpretations different? [4]
6. Which interpretation do you agree with most? [16]



# ¡HOLA!



## ¿Cómo puedes prepararte para el examen? Elige tres ideas importantes

Dormir bien  
8 horas por lo menos

Ver Netflix y películas en  
chino

Hacer pruebas  
frecuentemente

Salir a menudo con mis  
amigos

Estudiar mucho el día  
antes del examen

Repasar un poco  
todos los días




# Exam overview & Mock dates

<b><u>Paper 1:</u></b> <b><u>Listening</u></b>	<b><u>Paper 2:</u></b> <b><u>Speaking</u></b>	<b><u>Paper 3:</u></b> <b><u>Reading</u></b>	<b><u>Paper 4:</u></b> <b><u>Writing</u></b>
<b><u>Friday 17th Nov</u></b>	<b><u>TBC</u></b>	<b><u>Friday 17th Nov</u></b>	<b><u>Wednesday 22nd Nov</u></b>
Foundation: 35 mins 40 marks	Foundation: 7-9 mins 60 marks	Foundation: 45 mins 60 marks	Foundation: 1hr 50 marks
Higher: 45 minutes 50 marks	Higher: 10-12 mins 60 marks	Higher: 60 marks 60 marks	Higher: 1hr 15 mins 60 marks

**Each component is worth 25% of the overall grade.**

## Reading tips

- In section A- answers must be in English
- In section B- answers must be in Spanish
- Make use of the 5 mins reading time and highlight key words in the question to help you arrive at the answer
- Pay close attention to tenses, synonyms and avoid distractors
- Refer to the number of marks for each question- this will tell you how many bits of information are required.



## Listening tips

- **identify** the questions which have **more than one part** (eg 10.1 and 10.2)
- **note down synonyms** and/or **words associated with the key words** on the paper
- **listen** to the **whole** utterance once **before** writing down your answer
- **pay particular attention** to the words which have been **emboldened**
- **cross out clearly** the answers you do not want to be marked
- **write** down option letters **carefully and legibly**
- **only write** answers which are **possible** (eg: A, B or C in a multiple-choice question).

## Writing tips

- Aim to write roughly the **number of words** suggested.
- **Read** the **bullet points** and the scene setting **carefully**, ensuring you know exactly what they require in terms of response. For example, whether there are **two elements** (advantages and disadvantages) and which bullet point targets a different **time frame**.
- **Target** the **key words** in the **bullet points** and **refer** to them in your response e.g. *para relacionarse con amigos, trabajar de aprendiz*
- Try not to write things that are really difficult – it is **better to be simple and clear** than complex and unclear
- Check that your **verbs** and spellings are **accurate**.

### Key sentence starters:

1. Suelo + infinitive (I usually)
2. Normalmente / generalmente juego
3. Ayer fui al supermercado
4. El año pasado fui a España
5. El año que viene, voy a ir...
6. Hace dos dias fui a la playa (Two years ago)
7. El próximo año iré...(Next year, I will go)
8. Siempre he querido (I have always wanted to...)
9. Si tuviera la oportunidad, me encantaría (if i had the opportunity, I would love to)
10. Cuando sea mayor + future
11. Tengo la intención de + infinitive
12. Cuando era pequeño/a (when I was young)
13. Si pudiera, me gustaría+ infinitive (If I could, I would love)

# Speaking exam tips and tricks

## Exam structure:

- 1: Juego de rol (Role play)
2. Tarjeta de foto (Photo card)
3. Conversación (General conversation)

The exam will last 10-12 minutes overall

You chose one of your themes for the 1st part of the conversation.

The 2nd part of the conversation & the photocard will be about the other 2 themes.

You must ask at least one question in the conversation.

You will have 12 minutes to prepare for the roleplay and photocard on the day of your exam.

# Roleplay advice

-Read the introduction carefully this will help you understand the scenario.

-Make sure that you use the right form of you (usted/ tú)

-Keep it short and to the point  
If it asks for “un detalle”, only prepare one detail.

-Listen carefully to the question in the surprise task.

-Make sure you know common questions words such as when, what, how, how much, with whom, where

When asking a question, if you are unsure, simply say:

¿Te gusta...? ¿Hay....?

-You can ask for a question to be repeated, but make sure you say “puedes repetir” or “repite por favor”.

## Roleplay example

Your teacher will play the part of an assistant in a shop and will speak first.

You should address the assistant as usted

Estas hablando con la empleada en una tienda de ordenadores.

?mejor tableta

!

Tu uso de la tableta la semana pasada (un detalle)

Problemas con tu tableta ahora (dos detalles)

Las tabletas en clase- una opinión y una razón



## Roleplay advice

-Read the introduction carefully this will help you understand the scenario.

-Make sure that you use the right form of you (usted/ tú)

-Keep it short and to the point  
If it asks for “un detalle”, only prepare one detail.

-Listen carefully to the question in the surprise task.

-Make sure you know common questions words such as when, what, how, how much, with whom, where

When asking a question, if you are unsure, simply say:

¿Te gusta...? ¿Hay....?

-You can ask for a question to be repeated, but make sure you say “puedes repetir” or “repite por favor”.

1. ¿Qué?
2. ¿Quién? / ¿Quiénes?
3. ¿Cuál? / ¿Cuáles?
4. ¿Cómo?
5. ¿Cuándo?
6. ¿Cuánto? (a / os / as)
7. ¿Dónde?
8. ¿Por qué?



## Photocard advice

-Prepare your answers for the three seen questions using at least one verb in each.

-At Higher, you will be required to answer using the future and past.

-Keep to language you understand- there are no marks in this part of the test for complex language, only for communication, so keep it simple and clear.

Use opinions, reasons and language you feel comfortable with.



- ¿Qué hay en la foto?
- ¿Qué trabajo querías hacer cuando eras más joven? ...  
¿Por qué?
- ¿Cuáles son las ventajas de ser profesor?

Level	Mark	Communication
5	13-15	The speaker <b>replies to all questions clearly</b> and <b>develops most answers</b> . He/she gives and explains an opinion.
4	10-12	The speaker replies to all or nearly all questions clearly and develops some answers. He/she gives and explains an opinion.

## General conversation advice

-You **MUST** ask a question in the general conversation – make it ‘spontaneous’ (¿Y usted, Señorita Robinson....qué opina de?....’)

You can ask any of the questions that you have learned the answer for or another one of your choice.

The question you ask must be relevant to the theme.

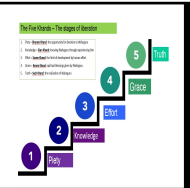
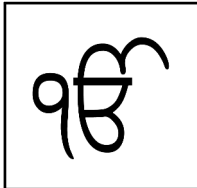
General  
Conversation  
is worth **50%**  
of the  
speaking  
exam!



Parting words...









Man with a Tan called Dhan



SPEAK THE TRUTH, EVEN IF YOUR VOICE SHAKES.



## Sikhism Beliefs

Nature of God	“There is one God” / “Truth is his name” / “ He is without hate” - Mool Mantra
Virtues	“Truth is higher than everything; but higher still is truthful living” - Guru Granth Sahib 62
Karma	“The body is the field of karma in this age; whatever you plant, you shall harvest” - Guru Granth Sahib 78
Gurmukh	“The Gurmukh acts in harmony with God’s Will; the Gurmukh finds perfection” - Guru Granth Sahib 1058
Manmukh	“The foolish self-willed manmukh does not remember the Lord, and shall regret and repent hereafter” - Guru Granth Sahib 441
Equality	“All are made of the same clay; the light within all is the same” - Guru Granth Sahib 96 “All beings and creatures are His, He belongs to us all” - Guru Granth Sahib 425
Sewa	“Through selfless service, eternal peace is obtained” - Guru Granth Sahib 125 “One who performs selfless service, without thought of reward, shall attain his Lord and Master” - Guru Granth Sahib 286
Sangat	“Sitting in the Sangat, the True Congregation, the mind is comforted and consoled by the True Name” - Guru Granth Sahib 69

Sikhism Quotes	Sikhism Stories
<p>Maan Jeet Jug Jeet Conquer your own mind, and conquer the world</p>	<p>The River Bien Experience (Guru Nanak Dev Ji)</p>
<p>Ik Onkar There is one God</p>	<p>The story of the leaves</p>
<p>Ape Gur Chela Become your own Guru</p>	<p>Guru Nanak feeds the hungry Hindu Saints</p>
<p>“True worship consists in the meditation of God’s name.... There can be no worship without performing good deeds.” Guru Granth Sahib</p>	<p>The story of Diwali and the 52 Princes (Guru Har Gobind Ji)</p>
<p>“Nanak, think always in your heart and mind on God’s name that at the last moment it may rescue you...” Guru Ram Das</p>	<p>The story of Guru Teg Bahadur and the Hindu worshippers (Guru Gobind is 9 years old)</p>
<p>“He who wishes to behold the Guru, let him search the Holy Granth” Guru Gobind Singh</p>	<p>The story of the Birth of the Khalsa (Guru Gobind Singh Ji)</p>
<p>“Sit fully armed on the throne” Guru Arjan Dev Ji</p>	<p>The story of Bhai Mani Singh</p>
<p>“Ape he beej, ape he khu” You reap what you sow</p>	<p>Bibi Rajani Bhai Khiyana (The water carrier)</p>
<p>“When matters pass all other means; it is allowed to take up arms” Guru Gobind Singh Ji</p>	<p>The death of the Char Sahibzade</p>
<p>“No one is my enemy, and no one is a stranger. I get along with everyone” Guru Granth Sahib Ji</p>	<p>General Dyer and the Amritsar Massacre</p>
<p>“The true Guru has truly given a child. The long-lived one has been born to this destiny.” Guru Granth Sahib Ji</p>	<p>Sant Jarnail Singh Bindrawali (operation Blue Star)</p>
<p>“When all efforts to restore peace prove useless and no words avail, lawful is the flash of steel, it is right to draw the sword” Guru Gobind Singh Ji</p>	<p>Ravi Singh                      Bhagat Puran Singh (Khalsa Aid)                      (Pingalwala – House for the disabled)</p>

## Sikhism Practices

Worship in the Gurdwara	<p>“Worship in adoration that Truth Lord; everything is under His Power” - Guru Granth Sahib 521</p> <p>“Worship and adore Him, and you shall be at peace forever” - Guru Granth Sahib 896</p> <p>“At the Gurdwara, the Guru’s Gate” - Guru Granth Sahib 1075</p>
Langar	<p>“The Kitchen of the Guru’s Shabad has been opened, and its supplies never run short” - Guru Granth Sahib 967</p>
Prayer at home	<p>“One who calls himself a Sikh of the Guru, the True Guru, shall rise in the early morning hours and meditate on the Lord’s Name” - Guru Granth Sahib 305</p>
Gurpurbs	<p>“The stories of one’s ancestors make the children good children” - Guru Granth Sahib 951</p>
Pilgrimage	<p>“There is no sacred shrine equal to the Guru” - Guru Granth Sahib 1328</p> <p>“The spiritual wisdom given by the Guru is the True sacred shrine of pilgrimage” - Guru Granth Sahib 687</p>
Birth and naming ceremonies	<p>“The True Guru has truly given a child” - Guru Granth Sahib 396</p>
Amrit Sanskar ceremony	<p>“Today you are reborn in the true Guru’s household” - Rehat Maryada, article 24</p>



## Sikhism Beliefs & Practices Unit 1



Sikh Word	Meaning
Adi Granth	
Amrit	
Amritdhari	
Ardas	
Akhand Path	
Chaur Sahib	
Dharam yudh	

Diwali	
Diwan	
Dasvandh	
Equality	
Gurdwara	
Gurpurb	
Guru	
Guru Granth Sahib	
Granthi	

Sikh Word	Meaning
Gattka	
Gurmukh	
Gutka	
Harimandir Sahib	
Haumai	
Hukam	
Japji	

Karma	
Khalsa	
Kirtan	
Kirt Karo	
Langar	
Miri	
Manmukh	
Mool Mantra	
Mukti	

Sikh Word	Meaning
Nam Jap	
Piri	
Palki	
Pangat	
Rumalla	
Sangat	
Sahajdhari	

Sewa	
Takht	
Vaisakhi	
Wand Chak	
Nirvar	

## Christianity – Key Teachings

- ‘Do not kill’
- Sanctity of life
- ‘Love thy neighbour’
- ‘This is my son with whom I am well pleased’
- Made in the image of God
- ‘Lesser of two evils’
- ‘Whoever believes in me shall not perish but have everlasting life’
- Genesis: God made the world in 7 days
- ‘It is good’
- ‘Faith without action is dead’
- The parable of the sheep and the goats
- Blessed are the peacemakers

## Christianity – Key Stories

- St Paul’s conversion
- Moses and the burning bush
- Jesus’ birth
- Creation story (Adam and Eve)
- Jesus’ crucifixion
- Story of Job
- Noah’s ark
- Jesus’ baptism
- Feeding 5000

## Sikhism – Key Stories

- Guru Nanak and the boulder
- Guru Nanak and the Untouchables
- Guru Nanak and the River Bein
- Guru Nanak and the two villages
- Guru Nanak and the needle
- Guru Hargobind and the 52 Rajas
- Formation of the Khalsa

## Sikhism – Key Teachings

- Mool Mantra
- ‘He who is without hate’
- ‘Ik Onkar’
- ‘Seva is the soap of humility’
- ‘There is neither Muslim or Hindu’
- ‘Keep the langar open’
- ‘Where there is forgiveness there is God’
- ‘Worship and adore him and you will be at peace forever’
- ‘All creatures are his’
- ‘Meditate on the Lord’s name’
- ‘The Divine Spark is within her’

## Christianity – Key Concepts

- **Trinity** – The Father, Son and the Holy Spirit
- **Greatest Commandment** – Love your God and your neighbour as yourself
- **Greatest Commission** – Go forth and make disciples of all nations
- **Prayer** – Way of Christians practicing belief
- **Pilgrimage** – Iona (Scotland) Lourdes (France)
- **Creation** – Genesis 1
- **The Fall** – Humans ‘fell away’ from God because of sin
- **Original Sin** – The first sin in the Garden of Eden
- **Incarnation** – God as flesh
- **Crucifixion** – Jesus was killed on the cross
- **Resurrection** – After 3 days Jesus came back from the dead
- **Ascension** – After 40 days Jesus went up to heaven
- **Atonement** – Being at one with God
- **Judgement** – God will judge everyone
- **Salvation** – Being saved from sin
- **Heaven, Hell, Purgatory** – Where Christians go after they die based on faith, action or grace.

## Sikhism – Key Concepts

- **Equality** – Belief that everyone is equal
- **Oneness of God** – There is only one God, Ik Onkar
- **Reincarnation** – Your soul is being reborn
- **Gurmukh** – being God centred
- **Life cycle** of reincarnation of the soul
- **Mukti** – Liberation from the cycle of life and death
- **5 Khands** – The 5 stages to getting Mukti, piety, knowledge, effort, grace and truth
- **5 Virtues** – love, compassion, truth, humility and contentment; help you be gurmukh
- **5 Vices** – anger, attachment, lust, greed and pride: make someone more manmukh
- **Haumai** – ego
- **Karma** – The consequence from action this can be good or bad
- **Manmukh** – Being away from God, mind centred
- **Langar** – Free kitchen in a Gurdwara
- **Seva** – Selfless service, tan (Physical), man (mental), dhan (material)
- **Wand shack** – to share
- **Kit Karo** – work hard
- **Nam Jap** – Pray e.g. read the Mool Mantra
- **Simran** – Meditate on the name of God

# Sikhism

Keywords




Quotes

---

Stories

4 marker



Head = what they think

Heart = what they believe

Hand = what they do

For example....

They believe that...

This influences them to...

They believe that...

This influences them to...

5 marker

Jesus said...

Guru Nanak said...

In the Bible it states...

In the Guru Granth Sahib it states....

12 marker

**I agree/disagree with this statement because...**

**This is a (weak or strong) argument because...**

**This means that... x 3 times (PEEL)**

**Having considered both points of view I believe**

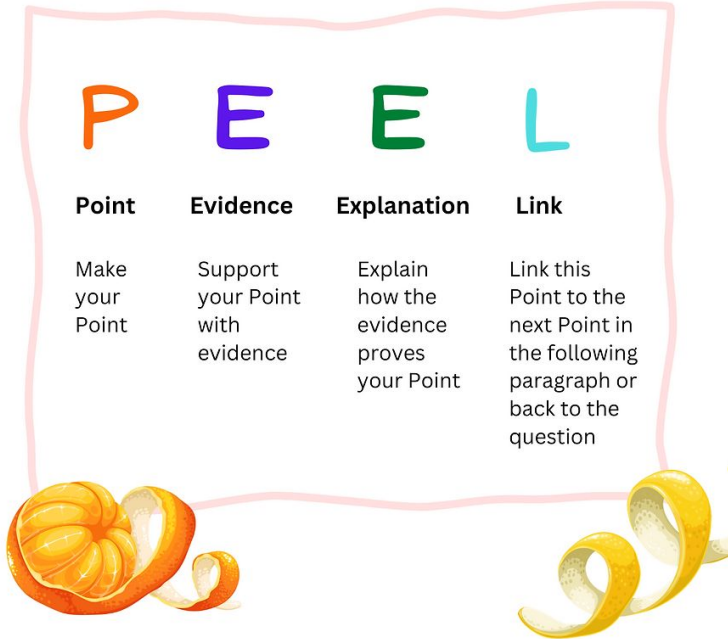
**...**




# Writing a PEEL Paragraph

We need to include several things in order to create a good paragraph in writing. They are:

**Point, Evidence, Explanation and Link.**




I agree/disagree with the statement because...



This is a strong/weak argument because...



This means...  
This proves...



Therefore this suggests that...

## Sikhism Beliefs

	Specimen 1	Specimen 2	2018	2019	2020	2021
<b>1 mark</b>	Which one of the following is the name of the <b>holy book</b> of Sikhism?	Which one of the following <b>started the Sikh faith</b> ?	Which one of the following is <b>not a barrier to mukti</b> ?	Which one of the following is a Sikh term meaning ' <b>God-centred</b> '?	Which one of the following is the meaning of the term ' <b>mukti</b> '?	Which one of the following is the Sikh word for the <b>religious community</b> ?
<b>2 mark</b>	Give two examples of how someone might show ' <b>haumai</b> '.	Give two ways in which God as <b>creator</b> is understood by Sikhs.	Name two of the <b>human</b> Sikh <b>Gurus</b> .	Give two Sikh teachings about <b>equality</b> .	Give two reasons why the <b>Sangat</b> (religious community) is important for Sikhs.	Give two ways in which Sikhs show their belief in <b>equality</b> today.
<b>4 mark</b>	Explain two ways in which belief in <b>karma</b> influences Sikhs today.	Explain two contrasting ways in which a belief in the aim of <b>mukti</b> influences the behaviour of Sikhs today.	Explain two ways in which the <b>Sikh virtues</b> influence Sikhs today.	Explain two ways in which belief in the five stages of liberation ( <b>Five Khands</b> ) influences Sikhs today.	Explain two ways in which belief in the idea of <b>equality</b> shown in the life of Guru Nanak influences Sikhs today.	Explain two ways in which belief in <b>God as Creator</b> influences Sikhs today.
<b>5 mark</b>	Explain two Sikh teachings about <b>God</b> .	Explain two ways in which the <b>oneness of humanity</b> is expressed in the <b>stories</b> of the lives of the Gurus.	Explain two Sikh teachings about <b>human life</b> .	Explain two Sikh beliefs about the role of the <b>sangat</b> (religious community)	Explain two Sikh teachings about <b>sewa</b> .	Explain two Sikh teachings about the <b>barriers to mukti</b> (liberation).
<b>12 mark</b>	'For Sikhs, <b>sewa</b> (service to others) is the most important duty.'	'In Sikhism, the <b>main aim</b> of human life is to <b>unite with God</b> .'	'The most important teachings of Sikhism are about <b>equality</b> .'	'For Sikhs, it is easy to understand the <b>nature of God</b> .'	'For Sikhs in the modern world, it is too <b>difficult</b> to be <b>gurmukh</b> (God-centred) all the time.'	'For Sikhs, the only <b>purpose</b> of human life is to <b>unite with God</b> .'

## Sikhism Practices

	Specimen 1	Specimen 2	2018	2019	2020	2021
<b>1 mark</b>	Which one of the following is the <b>festival</b> that celebrates the founding of the <b>khalsa</b> in Sikhism?	Which one of the following refers to the <b>continuous reading</b> of the <b>Guru Granth Sahib</b> ?	Which one of the following is the name for a Sikh <b>place of worship</b> ?	Which one of the following is the Sikh term meaning <b>‘meditating on the name of God’</b> ?	Which one of the following is the name of the <b>ceremony</b> in which a Sikh becomes a member of the <b>Khalsa</b> ?	Which one of the following is not one of the <b>5Ks</b> ?
<b>2 mark</b>	Give two of the <b>5 Ks</b> of Sikhism.	Give two <b>features</b> of the <b>gurdwara</b> .	Give two reasons why Sikhs celebrate <b>gurpurbs</b> .	Give two reasons why a Sikh might ask for an <b>Akhand Path</b> .	Give two religious <b>features</b> inside a <b>gurdwara</b> .	Give two reasons why the names <b>Kaur and Singh</b> are important in Sikhism.
<b>4 mark</b>	Explain two contrasting ways of following the Sikh Path taken by <b>sahajdhari</b> and <b>amritdhari</b> Sikhs.	Explain two contrasting ways in which <b>gurpurbs</b> are celebrated in <b>India</b> and <b>Great Britain</b> .	Explain two contrasting ways in which a Sikh’s life is <b>affected</b> by becoming a <b>member of the Khalsa</b> .	Explain two contrasting ways in which <b>prayer</b> in the <b>home</b> is important for Sikhs.	Explain two contrasting ways in which <b>Vaisakhi</b> (Baisakhi) is celebrated by Sikhs.	Explain two contrasting ways in which Sikhs can fulfil the duty to <b>meditate on the name of God</b> (Nam Japna) in their daily lives.
<b>5 mark</b>	Explain two ways in which the <b>takht</b> is important in a Sikh <b>Gurdwara</b> .	Explain two reasons why it is important to visit Sikh <b>historical gurdwaras</b> , especially the Golden Temple at Amritsar.	Explain two religious practices that happen during Sikh <b>worship</b> .	Explain two religious activities that take place during a Sikh <b>naming ceremony</b> .	Explain two reasons why an <b>Akhand Path</b> is important to Sikhs	Explain two reasons why <b>historical gurdwaras</b> , including the Golden Temple, are still important to Sikhs today.
<b>12 mark</b>	‘The best way for Sikhs to gain an understanding the <b>nature of God</b> is by <b>meditating on the name of God</b> .’	‘For Sikhs in Great Britain, <b>festivals</b> are the most important aspects of the Sikh faith.’	‘For Sikhs, the <b>langar</b> is the best way to perform <b>sewa</b> .’	‘Having the name <b>Kaur or Singh</b> is the best way of showing <b>commitment</b> to the Sikh faith.’	‘For Sikhs, the most important <b>worship</b> takes place at the <b>gurdwara</b> .’	‘ <b>Birth ceremonies</b> are not important for Sikhs today.’

## Theme C: God and Revelation

	Specimen 1	Specimen 2	2018	2019	2020	2021
<b>1 mark</b>	Which one of the following best expresses the idea that the <b>divine</b> (God, gods or ultimate reality) is beyond this world?	Which one of the following is an argument <b>against</b> the <b>existence of God</b> ?	Which one of the following describes God as <b>all-knowing</b> ?	Which one of the following is the meaning of <b>'omnipotent'</b> when describing God?	Which one of the following means to have a close <b>relationship with God</b> ?	Which one of the following describes the realisation or understanding of a religious <b>truth</b> ?
<b>2 mark</b>	Give two types of <b>general revelation</b> .	Give two <b>weaknesses</b> of the <b>First Cause argument</b> for God's existence.	Give two reasons why some people believe that <b>God does not exist</b> .	Give two reasons why some religious believers think of <b>God as personal</b> .	Give two arguments which claim to prove the <b>existence of God</b> .	Give two reasons why many religious people believe that God is <b>transcendent</b> .
<b>4 mark</b>	Explain two contrasting beliefs in contemporary British society about <b>visions</b> .	Explain two contrasting religious beliefs about <b>scripture</b> as a way of understanding the <b>divine</b> .	Explain two contrasting views about the <b>strengths</b> of the <b>First Cause argument</b> for the existence of God.	Explain two similar beliefs about religious <b>visions</b> .	Explain two contrasting beliefs in contemporary British society about religious <b>visions</b> .	Explain two contrasting beliefs about <b>evil and suffering</b> as an argument against the existence of God.
<b>5 mark</b>	Explain two religious beliefs about <b>miracles</b> .	Explain two religious beliefs about the <b>nature</b> of the <b>divine</b> .	Explain two beliefs about nature as a <b>source</b> of <b>knowledge</b> about the <b>divine</b> .	Explain two religious beliefs about <b>general revelation</b> as a way of understanding the <b>divine</b> .	Explain two religious views about the belief that God is <b>omniscient</b> .	Explain two beliefs about <b>Special Revelation</b> as a source of knowledge of the <b>divine</b> (God).
<b>12 mark</b>	'The <b>Design Argument</b> proves that God exists.'	'Those who claim to have <b>special revelations</b> are mistaken.'	'God cannot be both <b>transcendent</b> (beyond the world) and <b>immanent</b> (within the world).'	' <b>Miracles</b> prove that God exists.'	'It is <b>impossible</b> to prove <b>God exists</b> .'	'The <b>First Cause Argument</b> is a weak argument for the existence of God.'